



Competitive Advantage and Risk: Impact on Indian Stock Market


Babitha Rohit

Associate Professor, Department of Business Administration
St Joseph Engineering College, Mangaluru, Karnataka, India
 <https://orcid.org/0000-0002-9657-5604>

Prakash Pinto

Professor and Dean, Department of Business Administration
St Joseph Engineering College, Mangaluru, Karnataka, India
 <https://orcid.org/0000-0001-8168-9679>

R Sushmitha

Associate - Finance & Accounts, ETC Management Services Pvt Ltd, Bengaluru, Karnataka, India
 <https://orcid.org/0000-0002-8495-7066>

M.M. Munshi

Associate Professor, Department of Management Studies
Visvesvaraya Technological University, Belagavi, Karnataka, India
 <https://orcid.org/0000-0001-6209-8822>

OPEN ACCESS

Manuscript ID:
ASH-2021-09013905

Volume: 9

Issue: 1

Month: July

Year: 2021

P-ISSN: 2321-788X

E-ISSN: 2582-0397

Received: 16.04.2021

Accepted: 26.05.2021

Published: 01.07.2021

Citation:

Rohit, Babitha, et al.
“Competitive Advantage and Risk: Impact on Indian Stock Market.” *Shanlax International Journal of Arts, Science and Humanities*, vol. 9, no. 1, 2021, pp. 75-79.

DOI:

<https://doi.org/10.34293/sijash.v9i1.3905>



This work is licensed under a Creative Commons Attribution-ShareAlike 4.0 International License

Abstract

The current study examines the performance of top 40 companies based on market capitalization for the period of 5 years (2015-2019). Competitive advantage is measured using asset turnover ratio and profit margin and risk is measured using financial leverage. Book to market ratio is used as a measure of market performance of the firms. The results indicate that profit margin has the most significant impact on the market performance in the Indian stock market.

Keywords: Competitive advantage, Asset turnover ratio, Book-Market ratio, Risk, Market performance, Profit margin

Introduction

A firm is said to have competitive advantage when it has established a method of offering the same benefit as a competitor but at lower cost or when it can provide additional benefits at the same cost as a competitor. The two forms of competitive advantage are cost advantage or differentiation advantage. In order to retain competitive advantage, a firm must have resources and skills that outweigh that of competitors

Risk has always been a part of financial activity. Risk can be defined as the probability of an unpredictable or negative outcome. Any action or operation which results in any form of loss can be called as risk. Market performance of companies provides a basis for success of firms. The book to market ratio (BMR) is one of the measures of market performance. Firms analyse their book to market ratio with that of their peers as well as other companies outside the industry to obtain a sense of the size of the performance.

Literature Review

Fama & French (1995) document that book to market ratio is related to economic fundamentals. Firms with high (low) book values relative to stock prices are found to have low (high) earnings on assets. They also find that high-BMR firms tend to be persistently distressed, and low-BMR firms enjoy sustained profitability (growth stocks). Maji & Hazarika (2016) studied the performance of Indian banks for 39 commercial banks from 1999-2013. The study concluded that there was a strong correlation between returns on assets and book to market ratio. Fairfield & Yohn, (2001) studied the breakdown of profitability into asset turnover and profit margin and concluded that variations in asset turnover would be useful in book to market ratio forecasting. Baba & Manaf (2016) analyzed 100 leading firms in Malaysia from 2008 to 2012. They inferred that the operating profit margin had a significant effect on the firm value measured by book to market ratio. Arora et al., (2016) analysed the performance of the Indian manufacturing sector and found that managing risk through growth, sustainability performance, sales growth and asset growth were correlated to market performance. Sar (2019) investigated the impact of competitive advantage and risk on market performance of top 20 global companies. The study concluded that leverage had the greatest impact on market performance.

Objectives

- To determine asset turnover ratio, profit margin, financial leverage and book to market ratio.
- To find the competitive advantage and risk on market performance of top 40 companies of Indian stock market.
- To examine the impact of asset turnover, profit margin and financial leverage on market performance.

Research Design

A sample of top 40 companies based on market capitalization as on December 2019 has been taken for the study for a period of 5 years (2015-2019). Financial data was collected from annual reports of the companies. Asset turnover ratio, profit margin, leverage and book to market was determined from

the available data. Asset turnover is used as a measure of cost advantage, profit margin is used for differentiation advantage and financial leverage is used to measure financial risk.

The analysis estimates regression equation. Book to market ratio (BMR_{ij}) is taken as dependent variable and asset turnover ratio (AT_{ij}), profit margin (PM_{ij}) and leverage (LEV_{ij}) is taken as independent variables. If any statistically significant association is found between the dependent and the independent variables, then it is concluded that competitive advantage and risk have a significant impact on market performance of firms.

$$BMR_{it} = a + b.AT_{it} + c.PM_{it} + d.LEV_{it} + u_{it} \dots$$

$i=1,2,3$ and $t=2015, 2016, \dots, 2019$

In the above equation 'a' is the constant terms, b, c and d are the coefficients of AT_{it} , PM_{it} , LEV_{it} . u_{it} is the error term.

Table 1: List of Top 40 Companies by Market Capitalisation

Name of the Company	Rank on 31-12-2019	Market Capitalisation on 31-12-2019
Reliance Industries Ltd	1	959727
Tata Consultancy Services Ltd	2	846182
Hindustan Unilever Ltd	3	417657
Housing Development Finance Corporation Ltd	4	416013
Infosys Ltd	5	305834
SBI Life Insurance Company Ltd	6	283803
Bharati Airtel	7	256603
Maruti Suzuki India Ltd	8	212506
Larsen & Toubro Ltd	9	183104
Asian Paints Ltd	10	166023
HCL Tech	11	162494
ONGC	12	157694
Bajaj Finserv Ltd	13	145718
Wipro Ltd	14	143397
Nestle India Ltd	15	138725

HDFC Life Insurance Co. Ltd	16	126880
Ultra Tech Cement Ltd	17	124607
Bharat Petroleum Corporation Ltd	18	98484
Bajaj Auto Ltd	19	88564
Shree Cement Ltd	20	80987
Adani Ports	21	78720
Tech Mahindra	22	76727
Godrej Consumer	23	76034
Britannia Industries Ltd	24	72722
Berger Paints India Ltd	25	54704
Eicher Motors Ltd	26	54314
General Insurance Corporation of India	27	45167
Bosch Ltd	28	42879
United Spirits Ltd	29	42294
Ambuja Cements	30	41798
Colgate Palmolive India Ltd	31	41053
Havells India Ltd	32	39961
Cipla Ltd	33	38719
Bajaj Holdings & Investment Ltd	34	37977
P&G	35	36495
United Breweries Ltd	36	34396
Whirlpool	37	31054
MRF	38	27528
ACC Ltd	39	27487
Page Industries Ltd	40	25445

Asset turnover is used to measure competitive advantage-cost advantage. It is often used as an indicator of efficiency with which a business deploys its assets to generate revenue.

Asset Turnover Ratio = Sales / Total Assets
 H_1 : Asset turnover has a significant impact on market performance.

Profit margin is used to identify competitive advantage - differentiation advantage. It is an indicative of price premium associated with a firm's products and services.

Profit Margin = (Net income / Net Sales) *100
 H_2 : Profit margin has a significant impact on market performance.

Leverage has been used as a risk predictor of a company. To the degree that the company is able to fulfill its debt servicing obligation from the corporate cash flow, high leverage leads to higher equity returns. However, in an uncertain business environment, the use of higher debt levels to finance assets leads to higher Financial Leverage = EBIT / EBT

H_3 : Leverage has a significant impact on market performance.

A company's market performance is best understood by measuring its worth, or how valuable the company is. Book to market ratio is used as an indicator of firm's market performance for a variety of purposes such as due diligence for mergers and acquisitions, establishing an acceptable investment portfolio for high net-worth investors, generating benchmark values for primary issues and foreign direct investors investments.

Book to Market Ratio = Shareholders Equity / Market Capitalization

Discussions

The correlation values, mean and standard deviation for the various measures are presented in Table 2.

Table 2: Correlation and Statistics

	Asset Turnover	Profit Margin	Financial Leverage	Book - Market Ratio	Mean	Standard Deviation
Asset Turnover	1	-.349**			1.51	1.37
Profit Margin	-.349**	1			23.32	33.10
Financial Leverage	-.179*	-0.05	1		1.12	0.36
Book - Market Ratio	0.022	.278**	-0.083	1	2.69	4.38

** Correlation is significant at the 0.01 level (2-tailed); * Correlation is significant at the 0.05 level (2-tailed)

It can be observed that the correlation coefficient between asset turnover and book to market ratio is not statistically significant. The correlation between profit margin and book to market ratio is 0.278 and statistically significant at 0.01 level. The firm's ability to price products and services become relevant to market performance. The study also finds that there is no statistically significant correlation between financial leverage and book to market ratio.

Table 3 presents the model summary. The adjusted R square of 0.081 implies that 8% of variation in the market performance is explained by asset turnover, profit margin and leverage.

Table 3: Model Summary

Model	R	R Square	Adjusted R Square	Std. Error of the Estimate
1	.309 ^a	.095	.081	4.1964630

a. Predictors: (Constant), Financial Leverage, Profit Margin, Asset Turnover

Table 4: ANOVA

Model	Sum of Squares	df	Mean Square	F	Sig.
Regression	363.27	3	121.09	6.87	.000 ^b
Residual	3451.62	196	17.61		
Total	3814.89	199			

a. Dependent Variable: Book - Market Ratio

b. Predictors: (Constant), Financial Leverage, Profit Margin, Asset Turnover

Table 5: Regression Coefficients

Model	Unstandardized Coefficients		Standardized Coefficients	t	Sig.
	B	Std. Error	Beta		
(Constant)	1.71	1.18		1.44	.152
Asset Turnover	.40	.24	.13	1.70	.092
Profit Margin	.04	.01	.32	4.37	.000
Financial Leverage	-.54	.84	-.05	-.65	.519

Dependent Variable: Book - Market Ratio

Table 4 presents the F Value and corresponding p value indicating a statistically significant finding with p-value less than 0.05.

Table 5 indicates that profit margin impacts the dependent variable book to market ratio. The study rejects H_1 and H_3 as the p value is greater than the level of significance 0.05. This implies that asset turnover and financial leverage do not have significant impact on market performance. The study accepts H_2 as the p value is 0.000. Profit margin has the most significant impact with regression coefficient of 0.04 inferring that improved profit margins lead to better market performance and higher competitive advantage.

Conclusion

The study evaluates the performance of top 40 companies based on market capitalization for the period of 5 years. Competitive advantage is measured using asset turnover ratio and profit margin and risk is measured using financial leverage. Book to market ratio is used as a measure of market performance of a firms. The result indicates that profit margin has the

most significant impact on the market performance. The result is in contrast to Dempsey (2010) and Tilehnoei & Shivaraj (2014) and Sar (2019).

References

- Arora, Lalit, et al. "Growth Measures and Stock Returns." *Indian Journal of Finance*, vol. 10, no. 11, 2016, pp. 43-53.
- Baba, Bella Usman, and Kamarul Bahrain Abdul-Manaf. "Financial Ratios and Firm's Value: Evidence from Malaysia." *Advanced Science Letters*, vol. 22, no. 5-6, 2016, pp. 1415-1418.
- Dempsey, Michael. "The Book-to-market Equity Ratio as a Proxy for Risk: Evidence from Australian Markets." *Australian Journal of Management*, vol. 35, no. 1, 2010, pp. 7-21.
- Fairfield, Patricia M., and Teri Yohn. "Using Asset Turnover and Profit Margin to Forecast Changes in Profitability." *Review of Accounting Studies*, vol. 6, 2001, pp. 371-385.

- Fama, Eugene F., and Kenneth R. French. "Size and Book-to-Market Factors in Earnings and Returns." *The Journal of Finance*, vol. 50, no. 1, 1995, pp. 131-155.
- Maji, Santi G., and Preeti Hazarikai. "Does Competition Influence the Financial Soundness of Banks? Evidence from the Indian Banking Sector." *Indian Journal of Finance*, vol. 10, no. 10, 2016, pp. 27-41.
- Sar, Ashok K. "Impact of Competitive Advantage and Risk on Market Performance: A Study of Top 20 Companies as per Market Capitalization." *Indian Journal of Finance*, vol. 13, no. 4, 2019, pp. 36-46.
- Sehgal, Diganth Raj. "Merits and Demerits of Stock Exchange Markets." *Ipleaders*, 2020.
- Tilehnoei, Mostafa Hashemi, and B. Shivaraj. "Relationship between Market-to-Book Equity Ratio and Firm's Leverage: A Case Study of Firms Listed on National Stock Exchange of India (NSE)." *Asian Journal of Research in Business Economics and Management*, vol. 4, no. 9, 2014, pp. 114-120.

Author Details

Babitha Rohit, Associate Professor, Department of Business Administration, St Joseph Engineering College, Mangaluru, Karnataka, India, **Email ID:** babitha.rk2002@gmail.com

Prakash Pinto, Professor and Dean, Department of Business Administration, St Joseph Engineering College, Mangaluru, Karnataka, India, **Email ID:** prakashpinto74@gmail.com

R. Sushmitha, Associate - Finance & Accounts, ETC Management Services Pvt Ltd, Bengaluru, Karnataka, India, **Email ID:** sushmitharb@gmail.com

M.M. Munshi, Associate Professor, Department of Management Studies, Visvesvaraya Technological University, Belagavi, Karnataka, India, **Email ID:** mmmunshi@rediffmail.com